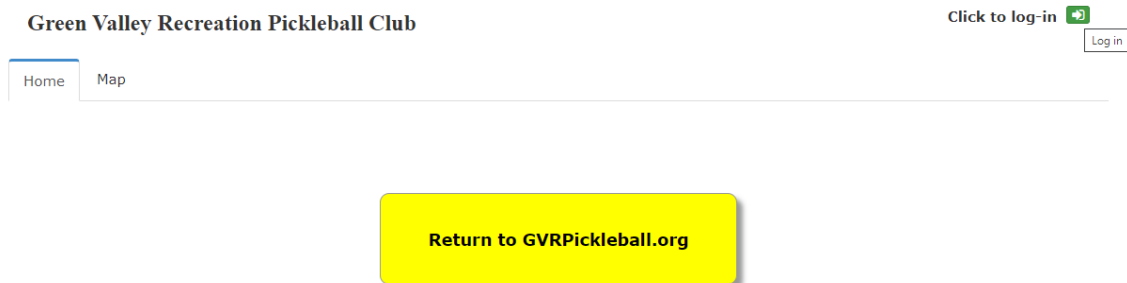


How to Sign Up for Events and Reserving a Court using Pickleball Plus

To reserve a court and or signup for an event you must sign in to the Pickleball Plus website (<https://gvpc.pickleball.plus/>) . You can also navigate to the web site by going the club website (<https://www.gvrpickleball.org/>) and clicking on: “Member Login”. You will then have to select “Login” located in the upper right corner.



After completing the login using your member email and password (see below for GVR members login that are not club members) you will have the following options:

Using the Courts tab you can select a venue. Using the date navigation arrows you can scroll through the dates and select a location, date and time to reserve a court.

Green Valley Pickleball Test Site

[Home](#) [Calendar](#) [Docs](#) [Map](#) [Courts](#) [Members](#) [Stats](#) [Gallery](#) [Update](#) [Admin](#)

Select Center: Ball Machine

Ball Machine
Canoa Ranch
East Center
Pickleball Center

Friday, August 7, 2020

		Tutor 1
		Reserve
7:30 AM		Reserve
9:00 AM		Reserve
10:30 AM		NA

Green Valley Pickleball Test Site

[Home](#) [Calendar](#) [Docs](#) [Map](#) [Courts](#) [Members](#) [Stats](#) [Gallery](#) [Update](#) [Admin](#)

Select Center: East Center

Court Reservations for [<](#) [>](#) Friday, August 7, 2020

Time	EC 1	EC 2	EC 3	EC 4	EC 5	EC 6
6:00 AM	Reserve	Reserve	Reserve	Reserve	3.0	3.0
7:30 AM	Reserve	Reserve	Reserve	Reserve	3.0	3.0
9:00 AM	Reserve	Reserve	Reserve	Reserve	3.0	3.0
10:30 AM	Drop In	Drop In	Drop In	Drop In	Drop In	Drop In

To register for an event such as a Round Robin you need to select "Calendar" from the top tabbed bar. At that point the calendar page will display the scheduled events.

Home	Calendar	Docs	Map	Courts	Members	Stats	Gallery	Update	Admin
----------------------	--------------------------	----------------------	---------------------	------------------------	-------------------------	-----------------------	-------------------------	------------------------	-----------------------

August 2020

Sunday	Monday	Tuesday	Wednesday	Thursday	Friday
2 1:23PM CHERYL'S TEST	3 7:00AM pbsite 2	4	5 9:00AM pb site	6 1:00PM test recurring	7
9 3.5 Rnd Robin East Center	10 6:00PM 3.5 Rnd Robin	11	12	13 6:00PM 3.0 Rnd Robin	14
<div> <div>click to register</div> <div>Description: 3.5 Round Robin every Monday at East starting at 6pm.</div> </div>		18	19	20	21

After clicking on an event you will have to confirm the signup. After signing up for any event or court you will receive confirmation emails. For those that reserve Tutor (you must first reserve a court at East Center) you're confirmation email will have the electronic door lock four digit code.


If you are a GVR member but not a Pickleball club member you can reserve courts and attend some designated events. To sign in use the following method.

After going to the member login and clicking on logging in in the upper right corner you will have the following dialog box:

Login

Email Address:

Password:

Not a club member and want to reserve a court, click here 

Join

Cancel

Submit

Select “Not a club Member....” On the green icon.

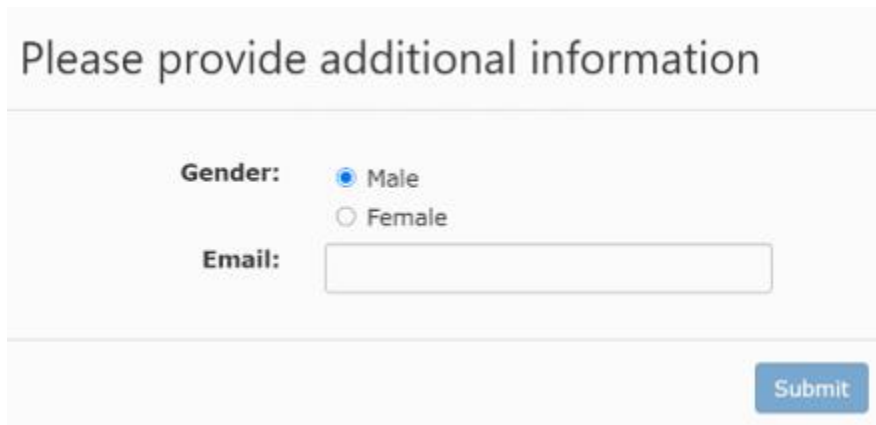
You will then have the following dialog box:



A dialog box titled "Login as non-member with GVR number and name". It contains two text input fields: "Last Name:" with the value "Rich" and "GVR #" with the value "655". At the bottom right, there are two buttons: "Cancel" (orange) and "Submit" (blue).

Enter the last name of the current GVR membership and GVR number. These are checked with the GVR member database.

If valid you will have the following dialog box to complete:



A dialog box titled "Please provide additional information". It contains a "Gender:" section with two radio buttons: "Male" (selected) and "Female". Below this is an "Email:" section with a text input field. At the bottom right, there is a "Submit" button (blue).

You can now reserve a court or signup for designated events (see above).